

Engine output: **39.4 PS / 29.0 kW**

Machine weight: **4,125 kg**

**For Earth, For Life**

**Kubota**

# KX042-4

**KUBOTA MINI EXCAVATOR**



# Performance plus environmental friendliness

The most environmentally friendly excavator in its class, the KX042-4 incorporates a DPF (Diesel Particulate Filter) to ensure a clean exhaust, plus Kubota's ECO Plus Mode to reduce fuel consumption. The KX042-4 is also performance friendly, with a powerful and reliable engine and the versatility you need for every job on the work site.



## **Kubota engine with Common Rail System and Diesel Particulate Filter (DPF) Muffler**

The Common Rail System (CRS) electronically controls the fuel injection timing and amount in stages rather than all at once for optimal combustion. The results are great efficiency, better fuel economy and less engine noise. Its combination with the Exhaust Gas Recirculation (EGR) and Diesel Particulate Filter (DPF) Muffler also common Rail System (CRS) realise the most environmental friendly excavator in the class.



# PERFORMANCE

Got a tough job? Get a KX042-4. It has the power and versatility to handle the toughest jobs with ease and efficiency, thanks to digging and lifting performance, AUX oil flow with proportional flow control, auto idling, auto-shift, float position and a wealth of other productivity enhancements, including ECO PLUS, Kubota's system that lowers fuel consumption to save you money.



## Introducing ECO PLUS

Kubota's original ECO PLUS prioritises fuel economy, and supports the environment.

For tough digging applications, use Power Mode and experience a 3% productivity improvement over the prior model and use less fuel, up to 12% less.

Activate Eco Mode with the flick of a switch for up to 20% save from prior model.



Eco Mode Switch

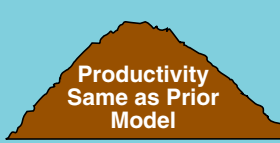


Eco Mode Indicator

**POWER MODE**  
● Improved Productivity ● Lower Fuel Consumption  
*Compared to Prior Model*



**ECO MODE**  
● Lower Fuel Consumption  
*Compared to Prior Model*



\*Compared to Prior Model

### AUX oil flow with proportional flow control

Thumb-operated switches provide quick and easy proportional flow control for AUX1 and AUX2.



Left control lever



Right control lever

### Auto-shift

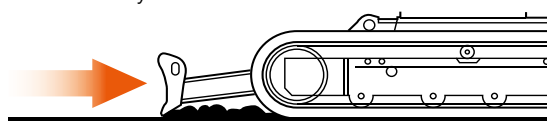
The auto-shift system enables automatic travel shift from high to low depending on traction effort and terrain. This gives smoother simultaneous operations when dozing and turning.

### Auto idling system

Save fuel with Kubota's Auto Idle. When the control levers are in neutral for more than 4 seconds, the engine RPM automatically idles. Move any control lever and the engine RPM immediately returns. This innovative feature reduces noise and exhaust emissions while reducing operating costs.

### Float position

You don't need to adjust the dozer height to make a clean ground surface—after backfilling, just travel backward along the covered ditch with the dozer in the float position. The float function is also standard on the straight blade making ground-finishing work fast and easy!



# COMFORTABLE INTERIOR

The KX042-4 raises the standard in 4-tonne excavator comfort with a spacious cab that rivals 5-tonne excavators. The luxurious cab features a wider entrance, greater legroom and a deluxe seat. Operability is greatly enhanced with more easy-to-use features than ever before.



## 1. Deluxe suspension seat

Designed and engineered to fit better and to keep you working longer comfortably, Kubota's high-back suspension seat reduces strain and minimises operator fatigue. It reclines to accommodate your individual posture, and offers weight compensation, firm and adjustable wrist support and retractable seat belt.

## Air conditioning (OPT)

The overall air circulation in the cab has been improved, thanks to a stronger cooling/heating unit and the positioning of six vents around the operator to offer better all-round comfort.



## 2. New spacious cab / Wider entrance

Designed for greater comfort, the new large cab with a fully flat floor provides more legroom to minimise fatigue. The KX042-4's larger cab provides a much wider door and more ample foot space, to make getting on and off the excavator a breeze.

## Fully flat floor with foot rest

For added comfort, the cabin floor is completely flat for greater legroom and a more spacious feel.

## 3. Easy-open front slide window

Unlike many excavator windows, the front glass window of the KX042-4 opens with ease. Just flip the latches on the window sides and slide it up. A gas-assist mechanism makes this action almost effortless.



### LCD panel

Repositioned to the front right of the operator, the KX042's LCD panel improves visibility and features a wide, easy-to-read display, effortless button operation, simpler settings, and clear, user-friendly indicators and alerts that provide a wealth of information about the status of the excavator's functions.

- A. Hour meter**
- B. Fuel level**
- C. Coolant temperature**
- D. Clock**
- E. Engine RPM**



**Interval information**



**Warning mode**



# SAFETY/MAINTENANCE

The KX042-4's ease of operation extends to maintenance, with a rear hood and right side panel that fully open, even simultaneously, to provide complete access to all serviceable areas of the engine and other components. Safety is also paramount, with a ROPS/OPG canopy and cabin, Engine Start and Safety Lever Lockout Systems, and tie-down points on the track frame and dozer.



## Safety

Safety is designed into every detail of the KX042-4. An Engine Start Lockout System prevents the engine from starting when the safety levers are lowered. A Safety Lever Lockout System helps prevent unexpected excavator and attachment movement when entering or exiting the machine. It also makes the excavator more safe during transport and more secure when parked on an incline.

## ROPS/OPG (Top Guard, Level I) cabin

ROPS/OPG (Top Guard, Level I) cabin provide protection in the event of accidental rollovers and falling objects.

## One-sided engine maintenance

Kubota makes it easier for you to keep the KX042-4 in tip-top condition. Primary engine components are located on one side for easy access, inspection and maintenance.

## Two-piece hose design

The two-piece hose connections for the dozer cylinder simplify hose replacement and reduce downtime.

## Kubota original Anti-theft System

Your KX042-4 is protected by Kubota's industry-leading Anti-theft System. Only programmed keys will enable the engine to start up. Attempting to start with an un-programmed key will activate the alarm. Its features include an alert to remind the operator to extract the key after operation, and an LED to alert potential thieves that the system is activated.



*The red programming key programs the individual keys. The individual black keys start the engine.*



- A.** DPF muffler
- B.** Fuel filter
- C.** Water separator
- D.** Engine oil dipstick
- E.** Reservoir tank
- F.** Alternator
- G.** Starter motor



## Standard Equipment

### Engine/Fuel system

- KUBOTA original engine
- Double-element air cleaner
- Battery isolator
- Automatic fuel bleed system
- Auto idling system
- Water separator with drain cock

### Undercarriage

- 350 mm rubber track
- Short pitched rubber crawler
- 2-speed travel
- Auto shift
- 4 × double-flange track rollers on each track
- 1 × upper track roller

### Hydraulic system

- 1 × variable displacement pump
- 1-pump load sensing system
- Pressure accumulator
- Hydraulic pressure checking ports
- Straight travel circuit
- Auxiliary hydraulic circuit piping to the arm's end
- 1st auxiliary circuit (AUX1) switch on right control lever for proportional control
- Adjustable maximum oil flow on AUX1 via

- digital panel
- Third line hydraulic return

### Safety system

- Engine start safety system on the left console
- Hydraulic lock system
- Travel motor with disc brake
- Swivel negative brake
- Kubota original anti-theft system

### Working equipment

- 1600mm arm
- 1 light on the boom
- Dozer blade with float function

### Cabin

- ROPS (Roll-Over Protective structure, ISO3471)
- OPG (Operator Protective Guard, Top Guard level I, ISO 10262)
- Cabin heater for defrosting and demisting
- Weight-adjustable full suspension seat
- Retractable Seatbelt
- 2 working lights on the cabin
- 2 speakers and radio antenna
- Location for radio
- Hydraulic pilot control levers with adjustable wrist rests
- Travel levers with removable foot pedals
- Digital panel with diagnosis function

- Front window power-assisted with gas damper
- 12 V power source
- Emergency exit hammer

### Others

- Tool storage space
- Tie down points on track frame front

## Optional Equipment

### Undercarriage

- 350 mm steel track (+45kg)

### Hydraulic system

- AUX2 switch on left control lever for proportional control, with adjustable maximum oil flow on AUX2 circuits via digital panel

### Safety system

- Safety valve for boom, arm and dozer

### Cabin

- Air conditioning

### Others

- Bio oil
- Special paint
- Beacon light

# SPECIFICATIONS

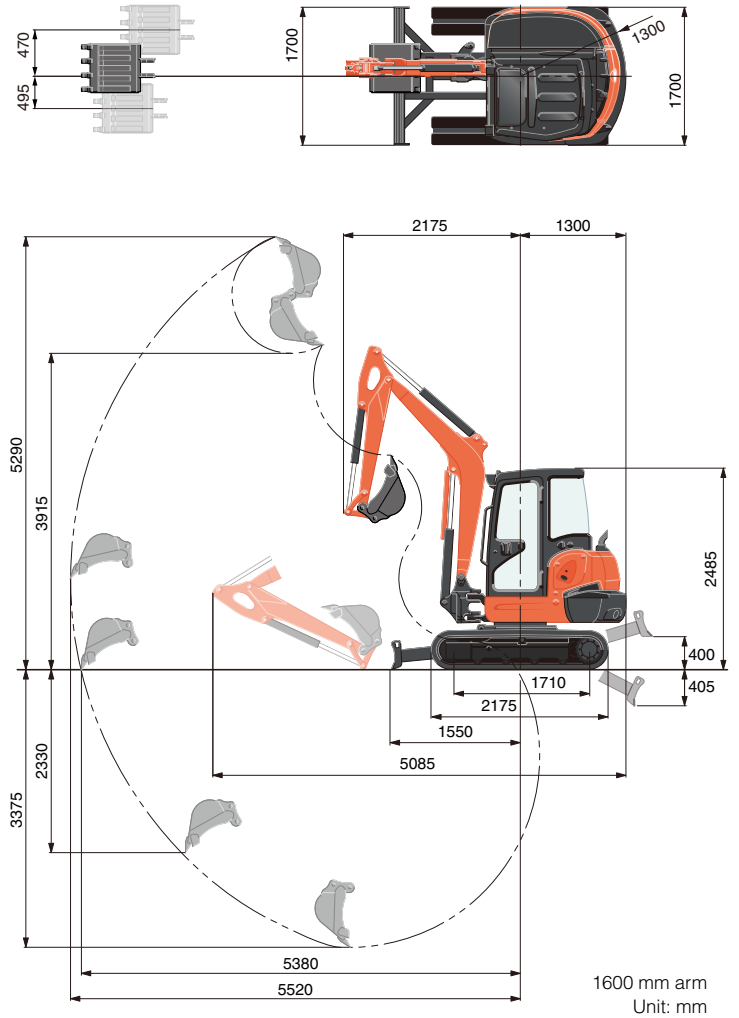
\*With rubber shoe type

Model		KX042-4		
Machine weight <sup>1</sup>		kg	4125	
Operating weight <sup>2</sup>		kg	4200	
Engine	Model		D1803-CR-TE4	
	Type			Water-cooled, diesel engine
	Output ISO9249 NET	PS/rpm	39.4/2200	
		kW/rpm	29.0/2200	
	Number of cylinders		3	
	Bore x Stroke		mm	87 x 102.4
	Displacement		cc	1826
Dimensions	Overall width		mm	1700
	Overall height		mm	2485
	Overall length		mm	5085
	Ground clearance		mm	330
	Dozer size (width x height)		mm	1700 x 350
	Rubber shoe width		mm	350
	Minimum front swivel radius with boom swing (left/right)		mm	1790/2070
	Boom swing angle (left/right)		deg	70/55
Hydraulic pumps	P1	variable displacement pump		
		Flow rate ℓ /min	92.4	
		Hydraulic pressure MPa (kgf/cm <sup>2</sup> )	24.5 (250)	
	Auxiliary (AUX1)	Flow rate ℓ /min	65	
		Hydraulic pressure MPa (kgf/cm <sup>2</sup> )	20.6 (210)	
	Auxiliary (AUX2)	Flow rate ℓ /min	37	
		Hydraulic pressure MPa (kgf/cm <sup>2</sup> )	20.6 (210)	
	Max. digging force, arm		kN (kgf)	17.9 (1820)
	Max. digging force, bucket		kN (kgf)	30.4 (3100)
	Hydraulic reservoir (tank/full)		ℓ	42/66
Max. travelling speed	Low	km/h	2.8	
	High	km/h	4.9	
Ground contact pressure		kPa (kgf/cm <sup>2</sup> )	31.4 (0.320)	
Swivelling speed		rpm	9.2	
Fuel tank capacity		ℓ	64	

<sup>1</sup> With 87 kg standard bucket, 1600mm arm, full tanks, rubber shoe.

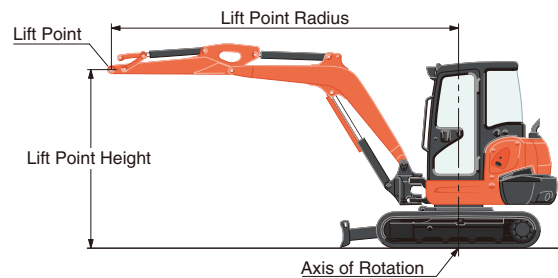
<sup>2</sup> With 75 kg operator, 1600mm arm, 87kg bucket, full tanks, rubber shoe.

# WORKING RANGE



# LIFTING CAPACITY

Lift Point Height	With Cabin, Rubber shoe				kN (ton)
	Lifting point radius (2.5m)		Lifting point radius (max.)		
	Over-front Blade Down	Over-side	Over-front Blade Down	Over-side	
2.0m	10.5 (1.07)	10.5 (1.07)	-	-	
1.5m	13.3 (1.36)	11.9 (1.21)	-	-	
1.0m	15.8 (1.61)	11.4 (1.16)	7.5 (0.77)	4.5 (0.48)	
0.5m	17.3 (1.76)	11.1 (1.13)	-	-	
0m	17.8 (1.82)	10.9 (1.11)	-	-	



\* Working ranges are with Kubota standard bucket, without quick coupler.  
\* Specifications are subject to change without notice for purpose of improvement.

## Fluorinated greenhouse gases

Air conditioner gas contains fluorinated greenhouse gases.

Model	Industrial designation	Quantity (kg)	CO <sub>2</sub> equivalent (ton)	GWP
KX042-4	HFC-134a	0.7	1.01	1430

(Global Warming Potential: GWP)

★ All images shown are for brochure purposes only.

When operating the excavator, wear clothing and equipment in accordance to local legal and safety regulations.

## KUBOTA EUROPE S.A.S.

19 à 25, rue Jules Verceyryse  
Zone Industrielle - B.P. 50088  
95101 Argenteuil Cedex France  
Téléphone : (33) 01 34 26 34 34  
Télécopieur : (33) 01 34 26 34 99

## KUBOTA (U.K.) LTD

Dormer Road, Thame, Oxfordshire,  
OX9 3UN, U.K.  
Phone : 01844-268140  
F a x : 01844-216685

## KUBOTA Baumaschinen GmbH

Steinhauser Straße 100  
D-66482 Zweibrücken Germany  
Telefon : (49) 0 63 32 - 487 - 312  
F a x : (49) 0 63 32 - 487 - 101

<http://www.kubota-global.net>

Cat. No.8847-01-EU '16-12D.